




Task 6 - **Deadline 31st January 2013**

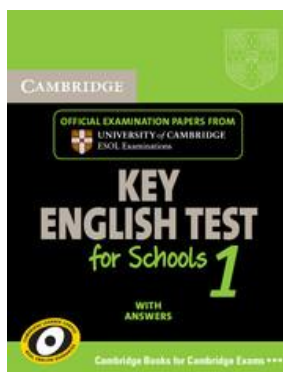
Pronunciation – Stepping Stones

Practise your testing skills:



KET for Schools Trainer is the perfect companion for KET for Schools exam preparation. As well as **six full practice tests**, it offers easy-to-follow expert guidance and exam tips designed to guarantee exam success. The first two tests are fully guided with step-by-step advice on how to tackle each paper. Extra practice activities are informed by a bank of real candidate's exam papers and focus on areas where students typically need most help. The 'with answers' edition also includes teacher's notes with ideas for setting up and extending tasks in the classroom.

CEF Level: A2




Cambridge KET for Schools 1 contains **four complete and authentic examination papers** for the Cambridge Key English Test for Schools exam from Cambridge ESOL. These past examination papers for the KET for Schools exam, aimed at a younger audience, provide the most authentic exam preparation available. They allow candidates to familiarise themselves with the content and format of the examination and to practise useful examination techniques. Books are numbered to indicate how many are available, numbers do not refer to levels.

CEF Level: A2



The first from a four-level skills series for young adults and adults. Learners can develop the skills they need to use English confidently wherever they are - **at home, at work, travelling, studying or just in social situations with English-speaking friends**. This edition comes with answers and audio CD. Suitable for *Conversation*.

CEF Level: A2-A2+



Stepping Stones - Do you get the Stress?

Read following verbs and see how many syllables they have:

decide (2) – run (1) – relax (2) – understand (3) – open (2)

Look where the stress in each verb is – the stressed syllables are **in bold**:

de**ci**de (2) – **ru**n (1) – re**lax** (2) – under**stand** (3) – **fi**nish (2)

Now look at the puzzle bellow and try to “cross a river” using the “stepping stones”. There is only one route across the river. You may use only a stepping stone if the verb on it has the stress on the first syllable. To cross the river, you are allowed to step from one stone to the next horizontally, vertically or diagonally or you also may jump over a stone to the one beyond. Colour all the stones you need.



We wish you not to get wet to the skin before you cross the river.

↓ **Start here**

OPEN	FORGET	BECOME	DIVIDE	REMOVE
BORROW	PREFER	WORRY	OFFER	ORDER
INVITE	BEHAVE	ATTRACT	RESPECT	OBSERVE
APPEAR	EXPLAIN	REPEAT	ARRIVE	MANAGE
ENJOY	REPORT	SUPPORT	COLLECT	ADVISE
DISCUSS	DEMAND	PRONOUNCE	HAPPEN	LISTEN
IMPROVE	DESCRIBE	ENTER	REPAIR	ALLOW
BELIEVE	ESCAPE	COPY	COMPARE	RECEIVE
INVENT	BELONG	VISIT	CORRECT	DEPART
HURRY	ANSWER	RETURN	PROVIDE	ADMIT